



## HOLDER Car Phone Mount

MAKE YOUR LIFE SIMPLE

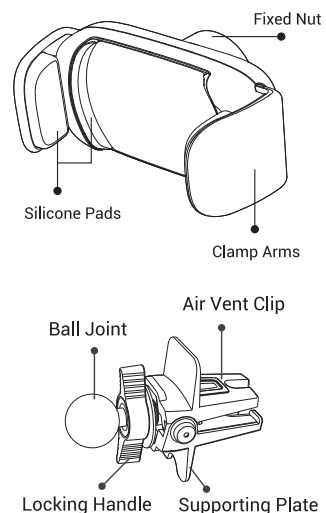
EN

### Specifications

Product Name	Car Phone Mount
Model	CTVK56
Applicable Place	Air Vent
Package List	Car Phone Mount ×1, Air Vent Clip ×1, User Guide ×1

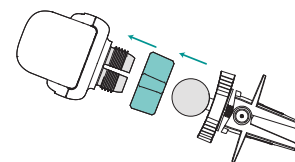
The parameters above are derived from the laboratory of VICSEED. The actual parameters may differ from product to product or other factors. All images shown here are for reference only.

### Overview

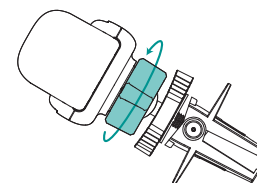


### Installation Steps

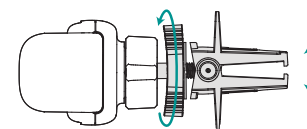
1. Unscrew the fixed nut completely. Let the ball joint pass through the fixed nut (the thread must face towards the groove).



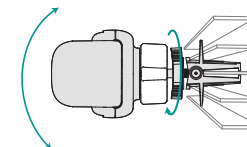
2. Push the ball joint firmly into the groove on the back of the car mount, then tighten the fixed nut.



3. Twist the locking handle to adjust the opening size of the air vent clip.

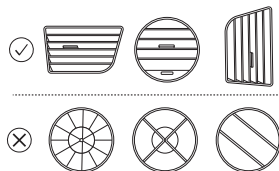


4. Insert the vent clip into car air vent blades totally, so they will attach together securely. Then twist the locking handle to secure the car mount and adjust the angle of the car mount to fit your view.



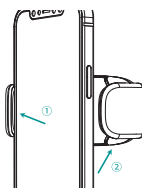
### Suitability for Car Air Vents

Compatible with horizontal and vertical air vents, not for round vents.

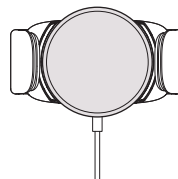


### Using Steps

① Put the mobile phone directly into the clamp arm from one side, ② and then press the other side of the mobile phone to clamp securely.



**Notes:** This product is compatible with MagSafe Charger. If necessary, you can insert the MagSafe charger into the car mount groove as shown in the picture to charge the phone wirelessly while using the car mount.



### Attentions

- Prevent the mount from falling off.
- Please don't tamper, disassemble, or attempt to repair the car mount.
- Please install the car mount in a suitable place before starting your journey. Do not operate and adjust the car mount while driving.
- Do not install the car mount in a position that interferes with the operation of the airbag or hinders driving.
- Keep the car mount away from children.

### Customer Service



12-month limited warranty



Lifetime technical support

VDP101070B

**SHENZHEN HOMGMI TECHNOLOGY CO., LTD.**

Add : RM1503, BLK C, Zhantao Technology BLDG, Minzhi Avenue, Minzhi ST, Longhua DIST, Shenzhen, China

Shenzhen Homgmi Technology Co., Ltd. All Rights Reserved.

**Made in China**

